





# Power. Line.

Crown Battery's Complete Line of Deep Cycle Batteries.



THE **POWER** BEHIND **PERFORMANCE**

# DEEP-CYCLE BATTERIES



Crown Battery	Volts	AH C20*	AH C5*	RC min/A	Kg	Dimensions (mm)			poles	indicator	Qty/pal
						L	W	H			

6 volts batteries deep cycles						TRACTION					
GC6V	6	205	170	105/75A	26	260	181	275	A-UT	no	48
CR220HD	6	220	180	110/75A	27,8	260	181	275	A-UT	no	48
CR235HD	6	235	190	125/75A	29	260	181	275	A-UT	no	42
CR240HD	6	240	195	135/75A	31	260	181	275	A-UT	no	42
CR240E	6	240	195	135/75A	31	244	190	273	A-A	no	42
CR260HD	6	260	215	150/75A	33	260	183	295	A-UT	no	42
CR250	6	250	215	140/75A	33	298	183	286	A-UT	no	36
CR275	6	275	225	155/75A	34,5	298	183	286	A-UT	no	36
CR305HD	6	305	255	175/75A	39	301/310	183	359	A-UT	no	24
CR330HD	6	330	270	190/75A	42,6	301/310	183	359	A-UT	yes	24
CR350HD	6	350	290	210/75A	45,4	301/310	183	359	A-UT	yes	24
CR370HD	6	370	295	195/75A	48	301/314	183	410	A-UT	yes	24
CR390HD	6	390	310	215/75A	51	301/314	183	410	A-UT	yes	24
CR430HD	6	430	350	240/75A	54,5	301/314	183	410	A-UT	yes	24

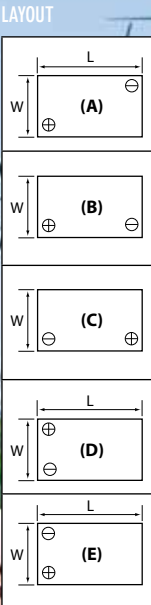
8 volts batteries deep cycles						TRACTION					
CR150	8	150	123	90/56A	26	262	181	283	A-UT	no	42
CR165	8	165	140	117/56A	29	262	181	283	A-UT	no	42
CR190	8	190	155	135/56A	30	262	181	283	A-UT	no	42

12 volts deep cycles batteries						TRACTION					
24DC85**	12	85	70	110/25A	20	276	171	238	B-UT	yes	48
24DC95	12	95	75	140/25A	23	276	171	238	B-UT	yes	48
27DC105	12	105	78	165/25A	24	321	171	238	B-UT	yes	48
27DC115	12	115	90	180/25A	28,1	321	171	238	B-UT	yes	48
31DC130	12	130	105	200/25A	30	330	171	238	B-UT	yes	42
GC CR140	12	140	110	90/56A	37	328	179	268	B-A	no	32
GC CR155	12	155	130	68/75A	39,5	328	179	268	B-UT	no	32
CR185HD	12	185	150	85/75A	46	394	178	372	B-UT	yes	24
CR195HD	12	195	160	100/75A	49	394	178	368	B-UT	yes	24
CR215HD	12	215	180	118/75A	53	394	178	368	B-UT	yes	24


12 volts Maintenance free Deep cycles						DUAL PURPOSE					
24DP-550	12	75	57	85/25A	19	276	171	238	B-UT	no	64
27DP-700	12	100	75	125/25A	25	321	171	238	B-UT	yes	48
31DP-800	12	120	91	180/25A	29	330	171	238	B-UT	yes	48

Quick release for Deep cycles		
21157	for 6 volt batteries	3 PLUGS
21158	for 8 volt batteries	4 PLUGS

\*ASK FOR THE CORRECT CHARGING AND MAINTENANCE INSTRUCTIONS  
 \*\* SEASONAL







We put more in our Deep-Cycle batteries... so you can get more out of it... better performances, higher productivity and less maintenance.

- 1) **Z3 Plate Construction** : The Z3 plate design combines four integrated features for superior performance and durability.
  - The signature "Diamond Z" grid architecture
  - An inset lug position
  - Upgraded "Active Life Plus" paste material
  - Heavy-Duty – construction: more lead = more power!
- 2) **Posi-Wrap Envelope Separators**  
Posi-Wrap separators reduce maintenance and prevent failure due to short circuiting and plate shredding, ensuring reliability and durability.
- 3) **Rigid Connectors** Heavy duty TTP, COS and Post connectors deliver maximum electrical efficiency and durability.
- 4) **Pro-eye level indicator**  
A simple, safe and reliable system for inspecting electrolyte levels that signals when watering is required.
- 5) **X-TEND Container Design**  
X-Tend provides more electrolyte above the battery plates so batteries can perform longer between watering intervals.
- 6) **Good handles**  
All our deep-cycles are equipped with handles or hoisting hooks which eases the lifting of the batteries.



CR-250



CR-275



CR-330



CR-350



CR-390



CR-430



# DEEP-CYCLE BATTERIES



BAT/20016: Handle



## OPTION



## Save time, batteries and money :

use the automatic water filling system.  
Reference list on demand.

BAT/21157: Quick Release



DEALER

